


2.5.3 Examination Reforms:

- **Internal:** Online assessments - MCQ's and written tests done due to COVID. MCQ's – CONDUCT EXAM PORTAL given every day & written test every weekend in one subject pertaining to that particular batch. Results for MCQ's - immediately displayed and written test -informed in WhatsApp group within a week.

Generate Test Series

S.No	Test Series	Description	Valid From	Valid Till	No of Test	No of Document	No of Video	Cost (₹)	Actions
1	MBB 3rd Year - ENT (13.07.2020)	MBB 3rd Year - ENT (13.07.2020)	11/07/2020	31/07/2020	1	0	0	30/-	
2	ECT-ECE-2 YEAR-LICA1UNIT	LICA UNIT1	01/08/2020	31/08/2020	1	0	0	20/-	
3	Multiple Integrals	Multiple Integrals	13/07/2020	31/07/2020	1	0	0	20/-	
4	bpt 3rd year clinical neurology2	bpt 3rd year clinical neurology2	11/07/2020	17/07/2020	1	0	0	30/-	

1:32 PM 11/07/2020



MNR Medical College
ADMINISTRATOR

Dashboard

Refer To Exam

Manage Website

Question Bank

Test

Generate Test

Assign Retest

Test Instruction

Study Material

Test Series


Result

Student

Institute

Analytics

Student Analytics

Pioneered By  Version 1.1.0.6

MNR Medical College

Test Name *

MBBS-3RD YEAR ENT (13.07.2020)

Offer As

☒ Paid ☐ Free

Test Category

Dynamic Test

Test Type *

Exam

Difficulty Level

Medium

Test Language *

English x

Valid From

13 July 2020

Valid Till

13 July 2020

Start Time

08:00

End Time

08:30

Allow Daily Timing

☐ Allow ☒ Deny ☐ Auto Result ☐ Manual Result

Result Date

13 July 2020

Result Time

08:35

Instruction *

Instruction

Activate

Yes

Arrangement & Grouping

Test Option

Time Setting

End Test Setting

Analytics Setting

Certificate Setting

Keyboard Setting

Result Setting

Previous Test Setting

Rank Setting

Recent Added Test

S.No	Recent Added Test
1	BPT clinical neurology2
2	ECT-ECE-2YEAR-LICA5UNIT
3	ECT-ECE-2 YEAR-LICA4UNIT
4	BPT 1ST YEAR ANATOMY
5	3rd MBBS SPM-EPIDEMIOLOGY
6	PHARM-D 5TH YEAR CLINICAL RESEARCH
7	IV BHMS Repertory (14-07-2020)
8	Final BHMS Practice of Medicine(20/7/2020)
9	PT NEUROLOGY2

MCQ online Exam Report (Sample)-I

MNR MEDICAL COLLEGE & HOSPITAL, SANGAREDDY
MCQ Online Exams Report 01/10/2020 to 31/10/2020

Year	Subject	Total Test's	No of Exams Held	Average Attendance Percentage	Average Pass Percentage
1st MBBS Not Conducted MCQ's Only Monthly Assessment Exams Conducted					
2nd MBBS (No of Students 98)	Pharmacology	4	4	75%	36%
	Microbiology	4	4	74%	54%
	Pathology	4	4	71%	43%
	Forensic Medicine	5	5	82%	39%
3rd MBBS (No of Students 99)	ENT	4	4	62%	67%
	SPM	4	4	63%	43%
	Opthal	4	4	69%	50%
4th MBBS (No of Students 108)	G. Medicine	4	4	75%	56%
	G. Surgery	4	4	80%	61%
	OBGY	4	4	76%	53%
	Peadiatrics	5	5	75%	58%

Verified by: Vice Principal

[Signature]
5/11/2020

[Signature]
PRINCIPAL
 MNR MEDICAL COLLEGE & HOSPITAL
 FASALWADI, SANGAREDDY-502294

MCQ online Exam Report (Sample)-II

MNR MEDICAL COLLEGE & HOSPITAL, SANGAREDDY MCQ Online Exams Report 01/08/2020 to 31/08/2020

Year	Subject	Total Test's	No of Exams Held	Average Attendance Percentage	Average Pass Percentage
1 st MBBS (No of Students 100)	Anatomy	5	5	68%	56%
	Biochemistry	4	4	70%	84%
	Physiology	4	4	77%	43%
2 nd MBBS (No of Students 98)	Pharmacology	5	5	71%	33%
	Microbiology	4	4	75%	63%
	Pathology	4	4	73%	44%
	Forensic Medicine	0	0	0	0
3 rd MBBS (No of Students 99)	ENT	5	5	70%	67%
	SPM	4	4	76%	60%
	Ophthal	4	4	79%	45%
4 th MBBS (No of Students 108)	G. Medicine	5	5	79%	56%
	G. Surgery	4	4	83%	49%
	OBGY	4	4	72%	48%
	Pediatrics	4	4	81%	54%

Verified by: *[Signature]*
Vice-Principal
MNR MEDICAL COLLEGE & HOSPITAL
FASALWADI, SANGAREDDY

[Signature]
PRINCIPAL
MNR MEDICAL COLLEGE & HOSPITAL
FASALWADI, SANGAREDDY-502294

Written exam sample question paper

Batch – 2017

MNR Medical College and Hospital. Sanga Reddy

^{3rd} MBBS Part- 1. Ophthalmology. Internal assessment Exam -3

Date - 12.09.2020. Time – 2 Hours. Total Marks = 40

Draw the Diagrams with color pencils where ever Necessary

Please enter your name , Roll and university Number on the answer sheets.

Essay: Marks -10

1. Clinical evaluation of Retinal diseases with Diagrams

* All the students please mail scanned copy answers to question number 1 to
mnrdr1@gmail.com

Short Notes: 5 nos . 4 marks for each short notes. Total Marks - 5x4 = 20 .

2 . Clinical manifestations of Blunt trauma on the eye with Diagrams

3. Degenerative Myopia with Diagrams and Management

* All students please mail scanned copy answers to question number 2 and 3 to
mnrgr2@gmail.com

4. ROP and management with Diagrams

* All students please mail scanned copy answers to question number 4 to
mnrpm3@gmail.com

5. Proliferative Diabetic Retinopathy with Diagrams and Management

6. D.D Amaurotic cat's eye reflex, Histopathology of Retinoblastoma with color Diagrams

* All students please mail scanned copy answers to question number 5 to
mnrndp4@gmail.com

Brief answers: 5 Nos . 2 marks for each Brief answers. Total Marks - 5x2 = 10.

7. Clinically significant Macular edema

8. Causes for Vitreous Hemorrhage

9. Keith Wagner and Barkers classification of Hypertensive retinopathy

10. Definition, What is Far point in retinoscopy and Principle of Retinoscopy

11. What is Rhegma and principles of treatment of RD.

* All students please mail scanned copy answers to question number 7,8,9,10,11 to
mnrgr5@gmail.com

Mailed Answer sheet sample- monthly online test

10:03 ↗

4G 



Document from Sharat Gunupuru



Inbox



Sharat Gunupuru 29 Jun

to me ▾



sharatgunupuru optha pdf 4.pdf

sharatgunupuru
optha pdf 4.pdf



PDF

↩ Reply

➦ Forward

Online test mailed answer sheets:



Sharat Gunupuru

29 Jun

Document from Sharat Gunupuru
sharatgunupuru optha pdf 4.pdf



sharatgunupuru...



Doctor Ramya

28 Jun

Mam there is some error in my adob scan...



Scan 28 Jun 20...



Hanisha perumandla
92

28 Jun



Adobe Scan 28...



Hanisha perumandla
92

28 Jun



Adobe Scan 28...



pranith kamlay

28 Jun

Roll no:93

Scanned_20210628-1241.pdf pranith



Scanned_20210...



→ Iris nodules - Koeppe's nodules
→ Busacca's nodules

Pupillary signs :- Fixed and pupil
→ narrow pupil → edema
→ sluggish pupillary reactions

Lens - Complicated cataract

IOP - low initially

Treatment:

Non-specific - 1% atropine
→ Corticosteroids
→ Broad spectrum antibiotics

Systemic → Corticosteroids
NSAIDs
Immunosuppressants
Hydroxychloroquine

Physical measures

→ Hot fomentation
→ Dark goggles

Specific treatment → Penicillin

5A10) Iridocyclitis:
Inflammation of iris & pars plicata of ciliary body are equally involved
Etiology
→ Idiopathic - 50%
→ HCA B27 → Ankylosing spondylitis - young adults
→ Inflammatory Bowel disease
→ Psoriatic arthritis
→ Reiter's syndrome
→ Juvenile arthritis
Signs:
→ Lid edema
→ Circumferential congestion
→ Cornea → Corneal edema
→ Keratic precipitates
→ Diffuse
→ Rupture fast

Weekend monthly test report (Sample-I)

MNR Medical College & Hospital										
Monthly Online Exams Report 01/08/2020 to 31/08/2020										
S.No.	Date	Institution	Year / Sem.	Subject	Faculty Name	Total No. of Students	No. of Students Appeared	Attendance %	No. of Students Passed	Pass %
1	01/08/2020	MNRMC	1st MBBS	Biochemistry	Dr. Padma sri	100	95	95%	87	92%
2	08/08/2020			Anatomy	Dr. Sunitha		96	96%	76	79%
3	29/08/2020			Physiology	Dr. Sunil		97	97%	78	80%
4	01/08/2020	MNRMC	2nd MBBS	Pharmacology	Dr. B.V.Patil	98	93	95%	93	100%
5	08/08/2020			Microbiology	Dr. Shobha Latha		95	97%	95	100%
6	29/08/2020			Pathology	Dr. Gangadhar Swamy		98	100%	96	98%
7	01/08/2020	MNRMC	3rd MBBS	ENT	Dr. Asish Sharma	99	96	97%	96	100%
8	08/08/2020			Ophthalmology	Dr. Babu Rao		99	100%	99	100%
9	29/08/2020			SPM	Dr. Shatrgna Bhayya		93	94%	93	100%
10	01/08/2020	MNRMC	4th MBBS	G. Medicine	Dr. Lingaraju Lature	108	101	94%	101	100%
11	08/08/2020			G. Surgery	Dr. Rudra Prasad		105	97%	105	100%
12	15/08/2020			OBGY	Dr. Bhavani		104	96%	102	98%
13	29/08/2020			Pediatrics	Dr. Uday Kanth		105	97%	104	99%

Verified by: Vice Principal

MNR MEDICAL COLLEGE & HOSPITAL
FASALWADI, SANGAREDDY


PRINCIPAL

MNR MEDICAL COLLEGE & HOSPITAL
FASALWADI, SANGAREDDY-502294

Weekend monthly test report (Sample-II)

MNR Medical College & Hospital Monthly Online Exams Report 01/11/2020 to 30/11/2020										
S.No.	Date	Institution	Year / Sem.	Subject	Faculty Name	Total No. of Students	No. of Students Appeared	Attendance %	No. of Students Passed	Pass %
1	Total 4 Exams, Biochemistry total 4 exams Conducted	MNRMC	1st MBBS	Anatomy	Dr. Sunitha	100	288	72%	260	90%
2				Physiology	Dr. Sunil		261	65%	230	88%
3				Biochemistry	Dr. Padma sri		248	62%	215	87%
4	07/11/2020	MNRMC	2nd MBBS	Pharmacology	Dr. B.V.Patil	98	92	94%	91	99%
5	14/11/2020			Microbiology	Dr. Shobha Latha		89	91%	87	98%
6	21/11/2020			Pathology	Dr. Gangadhar Swamy		97	99%	97	100%
7	28/11/2020			Forensic Medicine	Dr. Venkataramanaiah		NOT CONDUCTED			
8	07/11/2020	MNRMC	3rd MBBS	ENT	Dr. Asish Sharma	99	79	80%	79	100%
9	14/11/2020			Ophthalmology	Dr. Babu Rao		96	97%	96	100%
10	28/11/2020			SPM	Dr. Shatrugna Bhayya		86	87%	83	97%
11	07/11/2020	MNRMC	4th MBBS	G. Medicine	Dr. Lingaraju Lature	108	81	75%	75	93%
12	14/11/2020			G. Surgery	Dr. Rudra Prasad		93	86%	93	100%
13	21/11/2020			OBGY	Dr. Bhavani		94	87%	91	97%
14	28/11/2020			Padiatrics	Dr. Uday Kanth		94	87%	94	100%

Verified by: Vice Principal


PRINCIPAL
 MNR MEDICAL COLLEGE & HOSPITAL
 FASALWADI, SANGAREDDY-502294

- **University:** College scheduled a ZOOM MEETING with external examiners and marks entered online in the chat box.

University exam practical – online via zoom

20/08/2021

MNR Educational Trust is inviting you to a scheduled Zoom meeting.

Topic: KNRUHS PRACTICAL EXAMINATIONS FINAL MBBS-OPHTH

Time: This is a recurring meeting Meet anytime

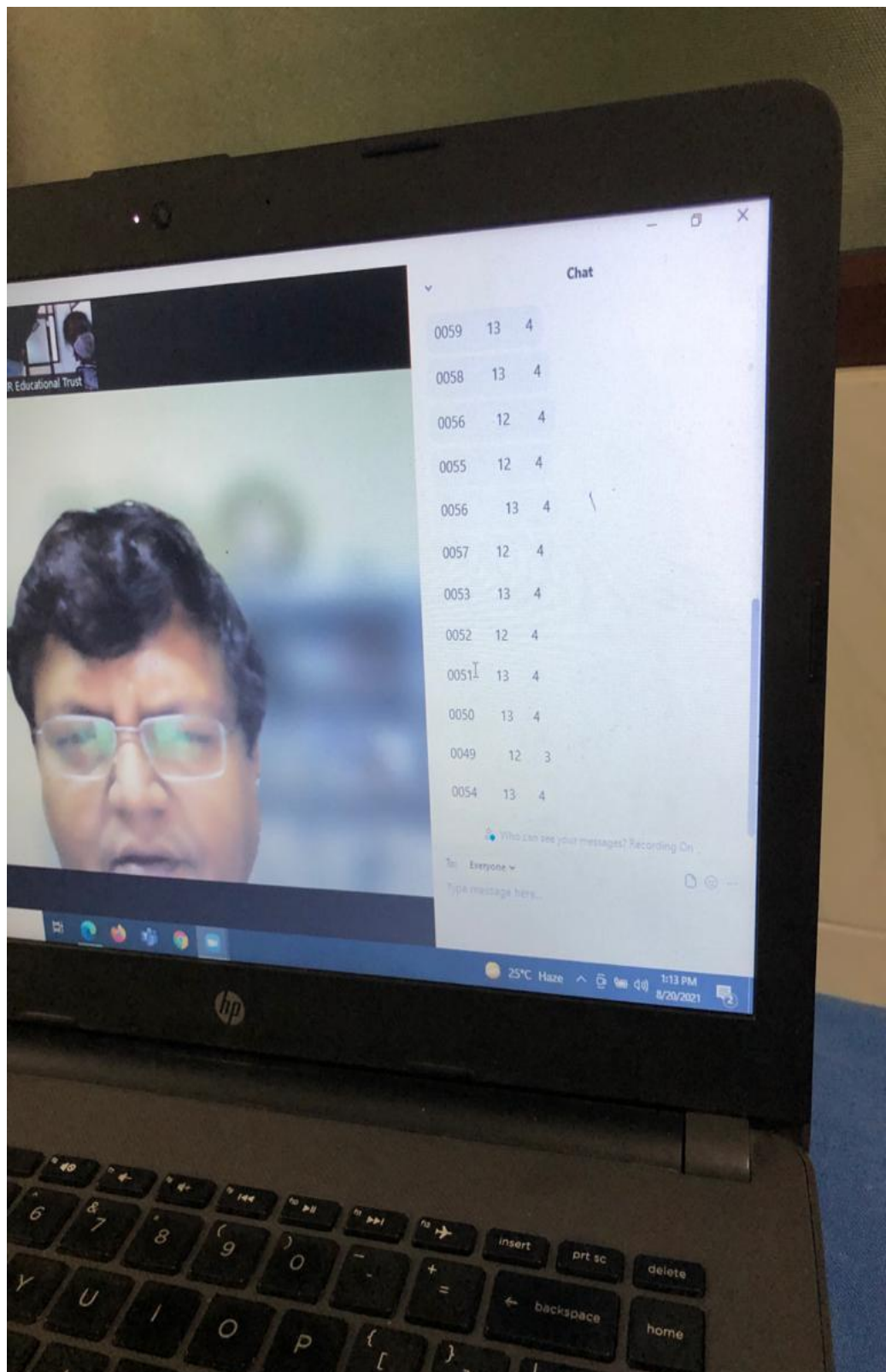
Join Zoom Meeting

[https://mnrindia.zoom.us/j/89851907001?](https://mnrindia.zoom.us/j/89851907001?pwd=S2plZThEcXFRNWtjWFIHWUN6UUZDUT09)
[pwd=S2plZThEcXFRNWtjWFIHWUN6UUZDUT09](https://mnrindia.zoom.us/j/89851907001?pwd=S2plZThEcXFRNWtjWFIHWUN6UUZDUT09)

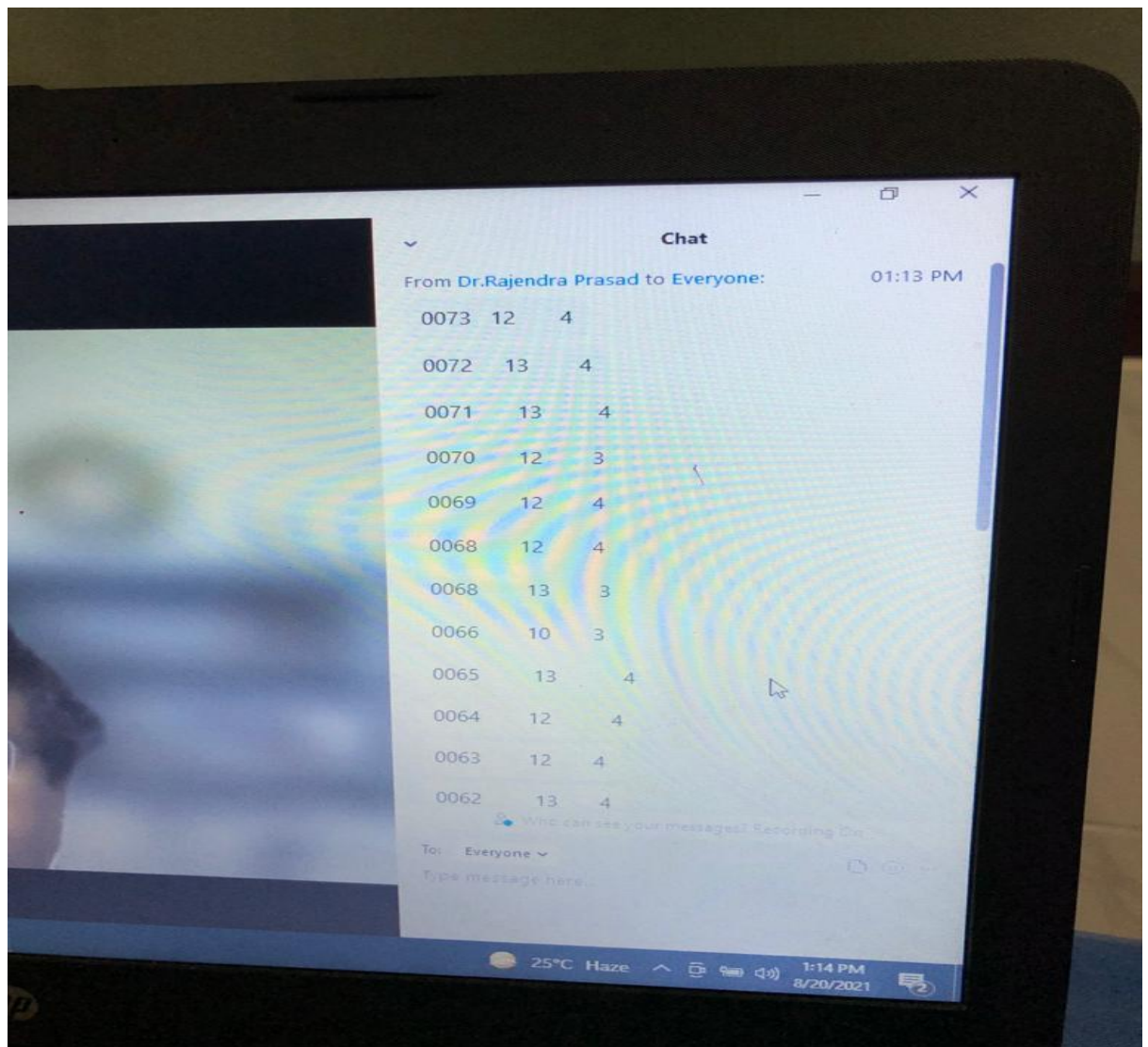
Meeting ID: 898 5190 7001

Passcode: mnrmch

External examiner – online practical



Online marks – chat box by external examiner



OBJECTIVE STRUCTURED PRACTICAL EXAMINATION

(OSPE)



Objective Structured Practical Examination (OSPE)

Skill Station: Testing urine for protein

Situation: Mrs. Vijaya is a 28-year-old, gravid 2, at 26 weeks of pregnancy has confirmed and registered her pregnancy in other town, and now shifted to your town. You have already conducted the history, physical examination and have found everything normal. Now you will demonstrate urine test for protein as part of investigation. You explained to the woman how to collect a clean catch specimen of urine, gave her a labeled container, and instructed her to collect midstream urine.

CHECK LIST FOR QUANTITATIVE EXPERIMENT

Topic	Max marks	Marks obtained
Identifies the test method	2	
Explains the principle	2	
Explains the procedure	2	
Accurate use of micropipette	2	
Does steps done in order	3	
Takes the reading using semi autoanalyser/colorimeter	2	
Performs the given test with accurate value/close to true value	3	
Interprets the result	2	
Cautious of personal safety	2	
Total	20	

Objective Structured Practical Examination (OSPE)

Student Regd. Number: _____ Date: _____

Skill Station: Testing urine for protein

Observation: Observe if the participant is performing the following steps of testing urine for protein in their correct sequence (as necessary) and technique.

Score "1" for each point conducted correctly or mark "0" if the task is not done or incorrectly done and calculate the score.

S.No	STEP/TASK	Score 1/ 0	Remarks
1	Fill three-fourths of the test-tube with urine and heat the upper third of the urine over the spirit lamp and allow it to boil.		
2	Turbidity of the sample indicates the presence of either phosphate or albumin.		
3	Add 2-3 drops of 2%-3% acetic acid drop by drop into the test-tube.		
4	Observe the sample and interpret.		
5	Explain & record result.		

Student Score = _____

Objective Structured Practical Examination (OSPE)

Student Regd. Number: _____ Date: _____

Skill Station: Testing urine for protein

Observation: Observe if the participant is performing the following steps of testing urine for protein in their correct sequence (as necessary) and technique.

Score "1" for each point conducted correctly or mark "0" if the task is not done or incorrectly done and calculate the score.

S.No	STEP/TASK	Score 1/ 0	Remarks
1	Fill three-fourths of the test-tube with urine and heat the upper third of the urine over the spirit lamp and allow it to boil.		
2	Turbidity of the sample indicates the presence of either phosphate or albumin.		
3	Add 2-3 drops of 2%-3% acetic acid drop by drop into the test-tube.		
4	Observe the sample and interpret.		
5	Explain & record result.		

Student Score = _____

Objective Structured Practical Examination (OSPE)

Skill Station: Testing urine for glucose

Situation: Mrs. Ranjini is a 28-year-old, has come today to you for her first ANC visit and registration. You have already conducted the history, physical examination and have found everything normal. Now you will demonstrate urine test for sugar as part of investigation.

You explained to the woman how to collect a clean catch specimen of urine and gave her a labeled container and instructed her to collect midstream urine.

CHECK LIST FOR QUALITATIVE EXPERIMENT

Topic	Max marks	Marks obtained
Identifies the test method	2	
Explains the principle	2	
Explains the procedure	2	
Accurate use of micropipette	2	
Does steps done in order	3	
Takes note of ^{note of} the result and a secondary sex/color indicator	2	
Performs the given test with accurate report ^{report} of the color	3	
Interprets the result	2	
Cautious of personal safety	2	
Total	20	

Objective Structured Practical Examination (OSPE)

Student Regd. Number: _____ Date: _____

Skill Station: Testing urine for glucose

Observation: Observe if the participant is performing the following steps of testing urine for sugar in their correct sequence (as necessary) and technique.

Score "1" for each point conducted correctly or mark "0" if the task is not done or incorrectly done and calculate the Score.

S.No	STEP/TASK	Score 1/ 0	Remarks
1	Take 5 ml of Benedict solution in a test-tube; Boil it over the bunsen burner, holding the test-tube away from your face.		
2	Add 8 drops of urine with the help of a dropper. Shake it well and boil.		
3	Allow it to cool and observe the color.		
4	Interpretations: Green precipitate: + Green liquid with yellow deposits: ++ Colorless liquid with orange deposits: +++ Brick red: ++++ or more sugar No precipitate: No sugar		
5	Explain & record result.		

Student Score = _____

Objective Structured Practical Examination (OSPE)

Student Regd. Number: _____ Date: _____

Skill Station: Testing urine for glucose

Observation: Observe if the participant is performing the following steps of testing urine for sugar in their correct sequence (as necessary) and technique.

Score "1" for each point conducted correctly or mark "0" if the task is not done or incorrectly done and calculate the Score.

S.No	STEP/TASK	Score 1/ 0	Remarks
1	Take 5 ml of Benedict solution in a test-tube; Boil it over the bunsen burner, holding the test-tube away from your face.		
2	Add 8 drops of urine with the help of a dropper. Shake it well and boil.		
3	Allow it to cool and observe the color.		
4	Interpretations: Green precipitate: + Green liquid with yellow deposits: ++ Colorless liquid with orange deposits: +++ Brick red: ++++ or more sugar No precipitate: No sugar		
5	Explain & record result.		

Student Score = _____